



GOVERNING BOARD MINUTES - Regular Meeting

Meeting of Friday, November 18, 2022 at 5:30PM

5465 El Cajon Blvd., San Diego, CA 92115 (Library)

“Providing a strong educational foundation to all students who are in need of direction and support in learning English and finding their way in a new culture.”

Mission: Iftin Charter School provides students in grades TK-8 an academically rigorous, common core aligned curriculum, supplemented with a technology intensive program in a student centered, safe and caring learning environment. ICS addresses the needs of a diverse group of students, their families and communities by building on the strengths of the students’ cultural heritage and life experiences. ICS students are educated and enlightened to become successful, lifelong learners and valuable members of the global community.

Approval of Agenda: Dr. Joseph Johnson

WELCOME GUESTS / CALL TO ORDER 5:30 PM

Roll Call

Dr. Joseph Johnson_____	President present
Rahmo Abdi_____	Secretary present
Mulki Hersi_____	Treasurer present
Faisal Ali_____	Member present
Ibrahim Hassan_____	Member present
Shuayb Mumin_____	Member present
Rashid Mursal_____	Member present

Call to Order and Establishment of Quorum

- Dr. Joseph Johnsons called the meeting to order at 5:30 p.m.

PUBLIC COMMENT

PUBLIC COMMENT— Anyone wishing to address the Board on agenda, non-agenda, and/or Closed Session items may do so. Individual speakers will be limited to three (3) minutes. Total public input on any one subject may be limited to fifteen (15) minutes, and may be extended at the discretion of the Board Chairperson. Comments on an agenda item may be taken when the agenda item is discussed by the Board. Comments on non-agenda items will be heard before the Consent Motion.

No Public Comments

CONSENT ITEMS

None



GOVERNING BOARD MINUTES - Regular Meeting

Discussion Items

- A) CEO Report
- B) Board Packet Financials
- C) IXL Learning

CEO/Principal Report:

Mr. Yussuf greeted all participants. “I’m excited to share our student’s achievement data. Mr. Udall will provide a detailed analysis of the CAASPP, ELPAC and the school benchmark data.

- Enrollment count 435 students.
- We had a successful Awards assembly to honor our exceptional students who made growth in all core subjects and citizenship. We had many parents who participated to celebrate with their children.
- Our Before/After school program is going very well. We are supporting small group instruction. The ratio is 5:1
- We are working with SDUSD Board and Facility committee in an effort to modernize Iftin facility. Our understanding is to wait for Measure U to pass. San Diego residents approved this measure.
- We need to hire additional behavioral interventionist staff to support the Special Education Department.

Joe Udall, Teacher:

Mr. Udall shared the school achievement data with Iftin Board and guest participants. “Celebrate our CAASPP accomplishments. Prioritize and develop data-driven smart goals. Utilize the SST Process for referring struggling students.”

(Attachment A.)

Joshua Eng, CSMC:

2022/23 contains ESSER III - the out years do not have any of this.

Federal SPED revenues are \$125 per prior year enrollment.

State Revenue

SPED is based off \$815 per 2022-23 P2 ADA.



Other revenue is based off Mandated Block and Lottery, staying consistent with 2022/23 numbers.

Also, 2022/23, 2023/24, and 2024/25, contains ELOP funds, Learning Recovery; Arts and Music Grant, and Universal TK

Local Revenue

Based off fundraising and interest revenue.

Salary Expenses (1000-3999)

All 2022/23 salaries are based off current estimated expenses. 2023/24 and 2024/25 contains a 3% growth as well as the

STRS rates for 2022/23, 2023/24, and 2024/25 are as follows: 19.10%, 19.10%, 19.10%.

PERS rates for 2022/23, 2023/24, and 2024/25 are as follows: 26.10%, 27.10%, 27.70%.

Books and Supplies Expenses (4000-4999)

All 2022/23 expense are based off current estimated expenses, 2023/24 & 2024/25 increased by 3%.

Services and Other Operating Expenditures (5000-5999)

All 2022/23 expense are based off current estimated expenses, 2023/24 & 2024/25 increased by 3%, less things used to

Capital Outlay (6000-6999)

Action Items

A. Approve 2022-23 Revised Budget

Motion Hersi **Second** Mursal **Ayes**, Ali, Hassan, Mursal, Johnson, Abdi, Hersi, Mumin Nays N/A
Abstain N/A **Absent** N/A

B. Approve 2022-23 1st Interim

Motion Mumin **Second** Ali **Ayes**, Ali, Hassan, Mursal, Johnson, Abdi, Hersi, Mumin Nays N/A
Abstain N/A **Absent** N/A

C. Approve IXL Learning contract

Motion Mumin **Second** Ali **Ayes**, Ali, Hassan, Mursal, Johnson, Abdi, Hersi, Mumin Nays N/A
Abstain N/A **Absent** N/A

Report to Open Session

Reportable Action: None



Advance Planning **GOVERNING BOARD MINUTES - Regular Meeting**

The next regularly scheduled Governing Board Meeting is to be held **on Friday, December 16, 2022** at 5:30PM.

Adjournment. 7:39pm

In compliance with the Americans with Disabilities Act, if you need special assistance to participate in this meeting, please contact the Office of Iftin Charter School at (619)265-2411. Notification of 48 hours prior to the meeting will enable the School to make reasonable arrangements to ensure accessibility to that meeting (28 CFR 35.102.35.104) Additional questions can be sent to Operations Manager, Abdi Mohamud, at Mohamud@iftincharter.net

IFTIN Charter

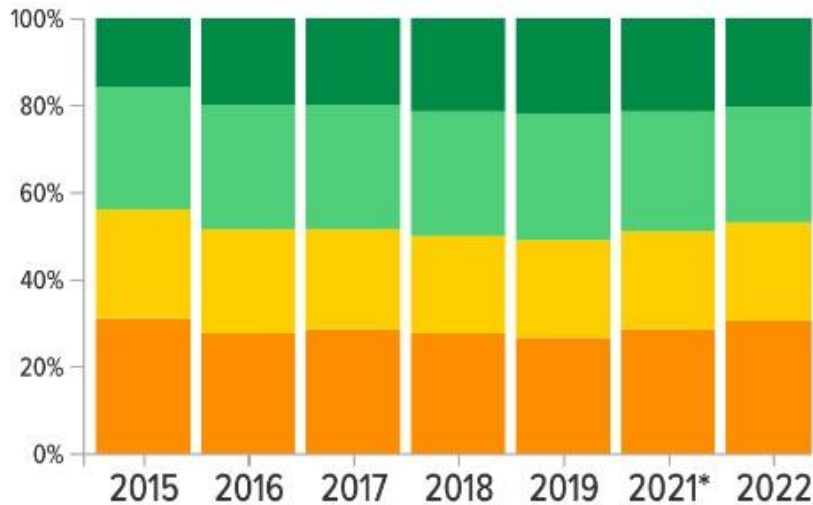
2022 CAASSP Data Analysis

CAASPP Historical Context

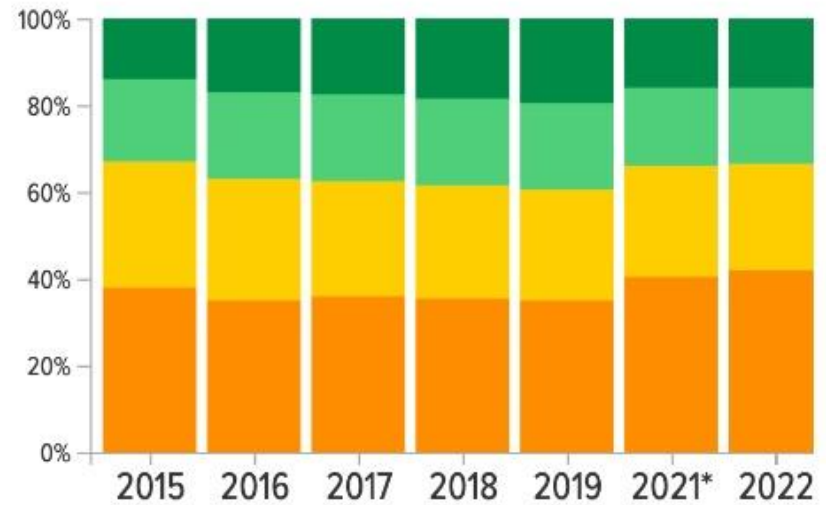
CALIFORNIA OVERALL TEST RESULTS



ENGLISH LANGUAGE ARTS RESULTS



MATH RESULTS



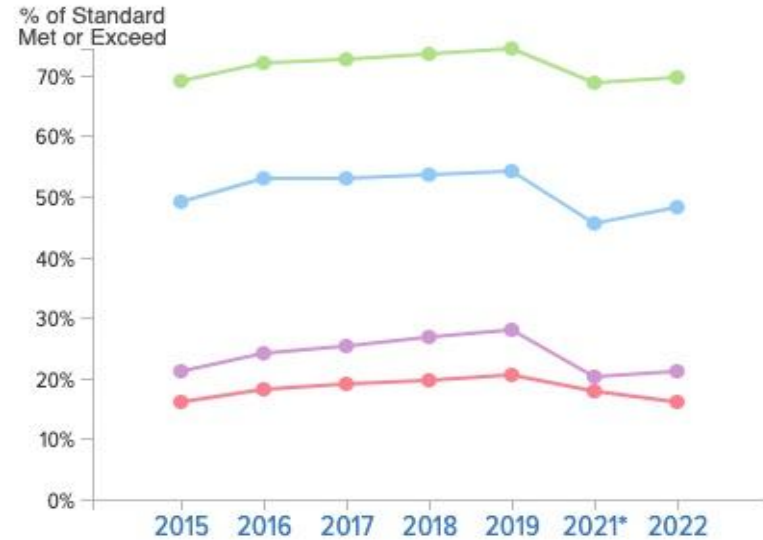
CAASPP Achievement Gap

ACHIEVEMENT GAP RESULTS: RACIAL/DEMOGRAPHIC BREAKDOWN

Asian White African American Hispanic



English

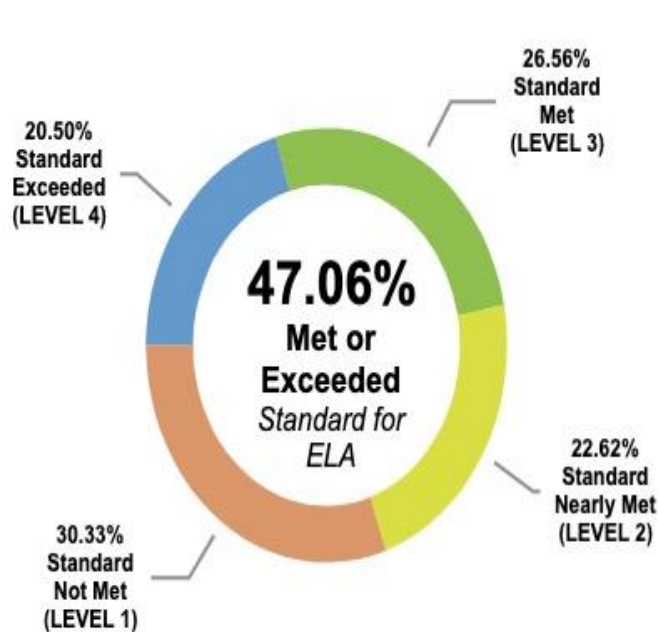


Math

2022 CAASPP Statewide Results

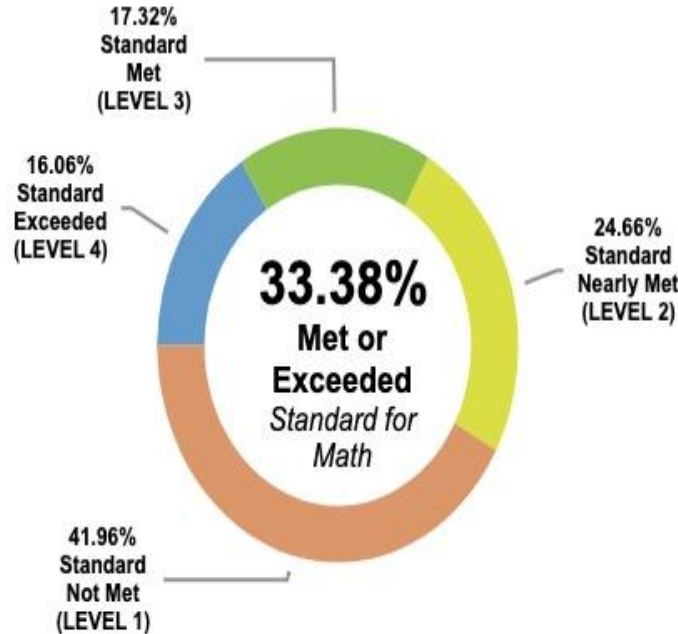
ELA

Percent of students within each achievement level



Mathematics

Percent of students within each achievement level



- 2.9 Million Students Tested

- 3rd Grade ELA Down 6.5% (42.2% proficient.)

- 8th Grade Math Down 7.4% (29.2% proficient.)

2022 CAASPP Demographics in ELA

Race/Ethnicity	English: Standard Not Met	English: Standard Nearly Met	English: Standard Met	English: Standard Exceeded
White	18.58%	20.06%	31.57%	29.79%
Hispanic	38.01%	25.59%	24.41%	11.99%
African-American	46.06%	23.61%	20.4%	9.93%
Asian	11.56%	13.16%	28.32%	46.95%

**African-Americans passed
ELA test statewide at 30%**

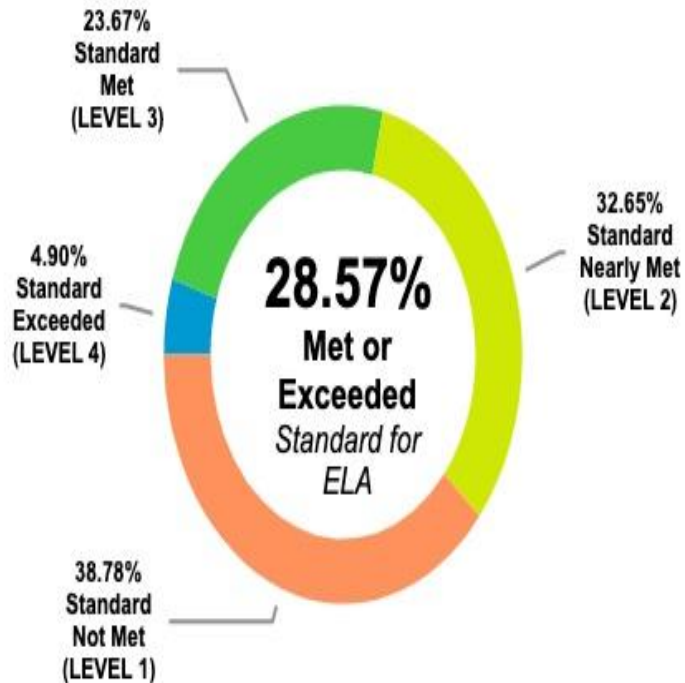
2021 IFTIN English CAASPP

vs

2022 IFTIN English CAASPP

ELA

Percent of students within each achievement level



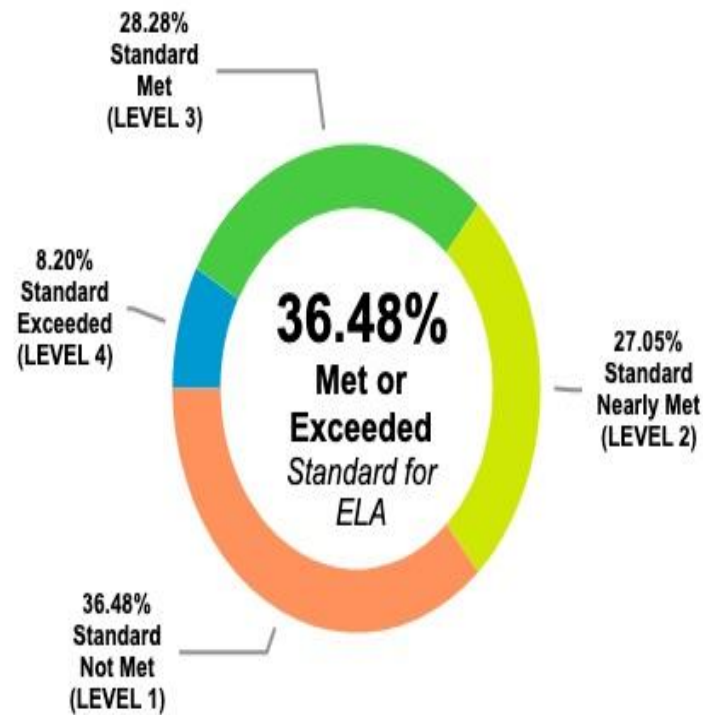
- 245 tested 2021
244 in 2022

- **NEARLY MET**
students to
Proficiency!!!

- 4th graders
increased
17% to 42%

ELA

Percent of students within each achievement level



2022 CAASPP Demographics in MATH

Race/Ethnicity	Math: Standard Not Met	Math: Standard Nearly Met	Math: Standard Met	Math: Standard Exceeded
White	26.39%	25.43%	23.87%	24.31%
Hispanic	52.63%	26.12%	14.02%	7.22%
African-American	61.99%	22.08%	10.64%	5.29%
Asian	14.13%	16.41%	21.92%	47.54%

**African-Americans passed
Math tests statewide at 16%**

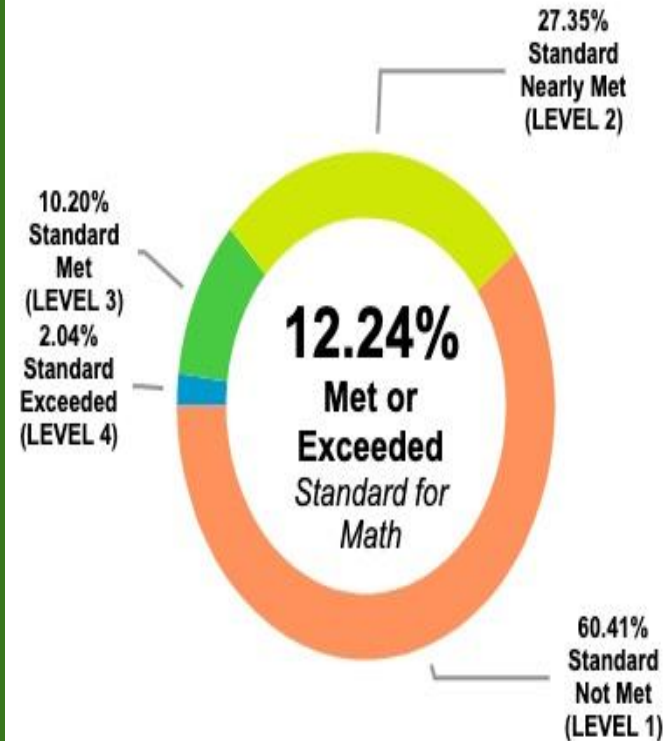
2021 IFTIN Math CAASPP

vs

2022 IFTIN Math CAASPP

Mathematics

Percent of students within each achievement level



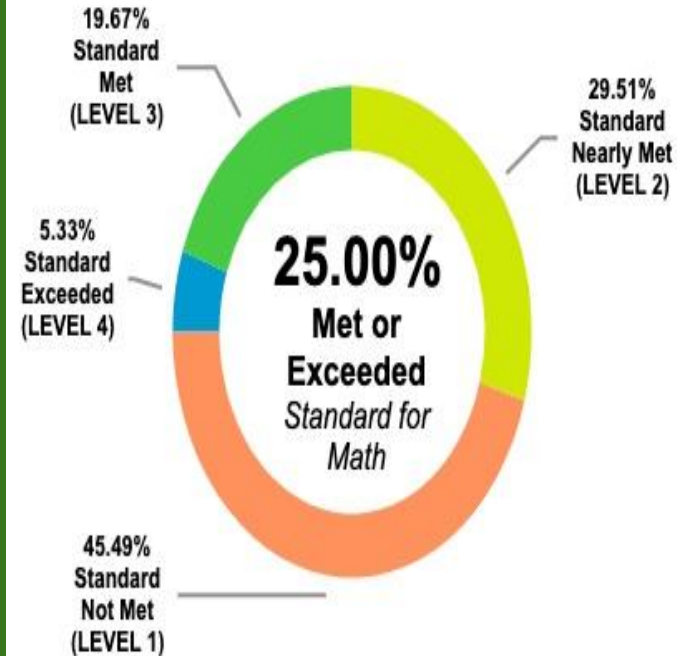
- 245 tested 2021
244 in 2022

- NOT MET
major decrease
from 60 to 45%

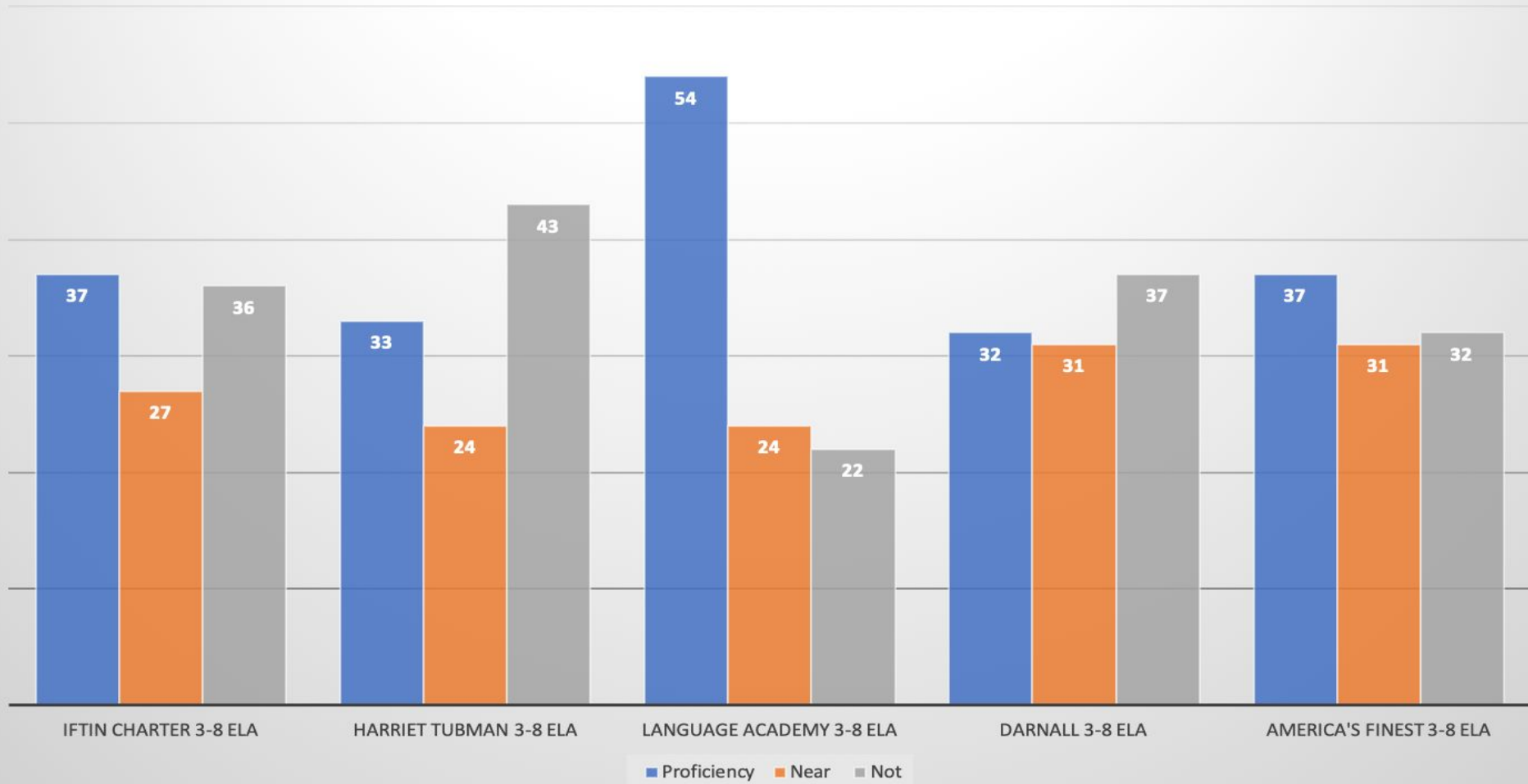
- 6th graders
increased
5% to 48%

Mathematics

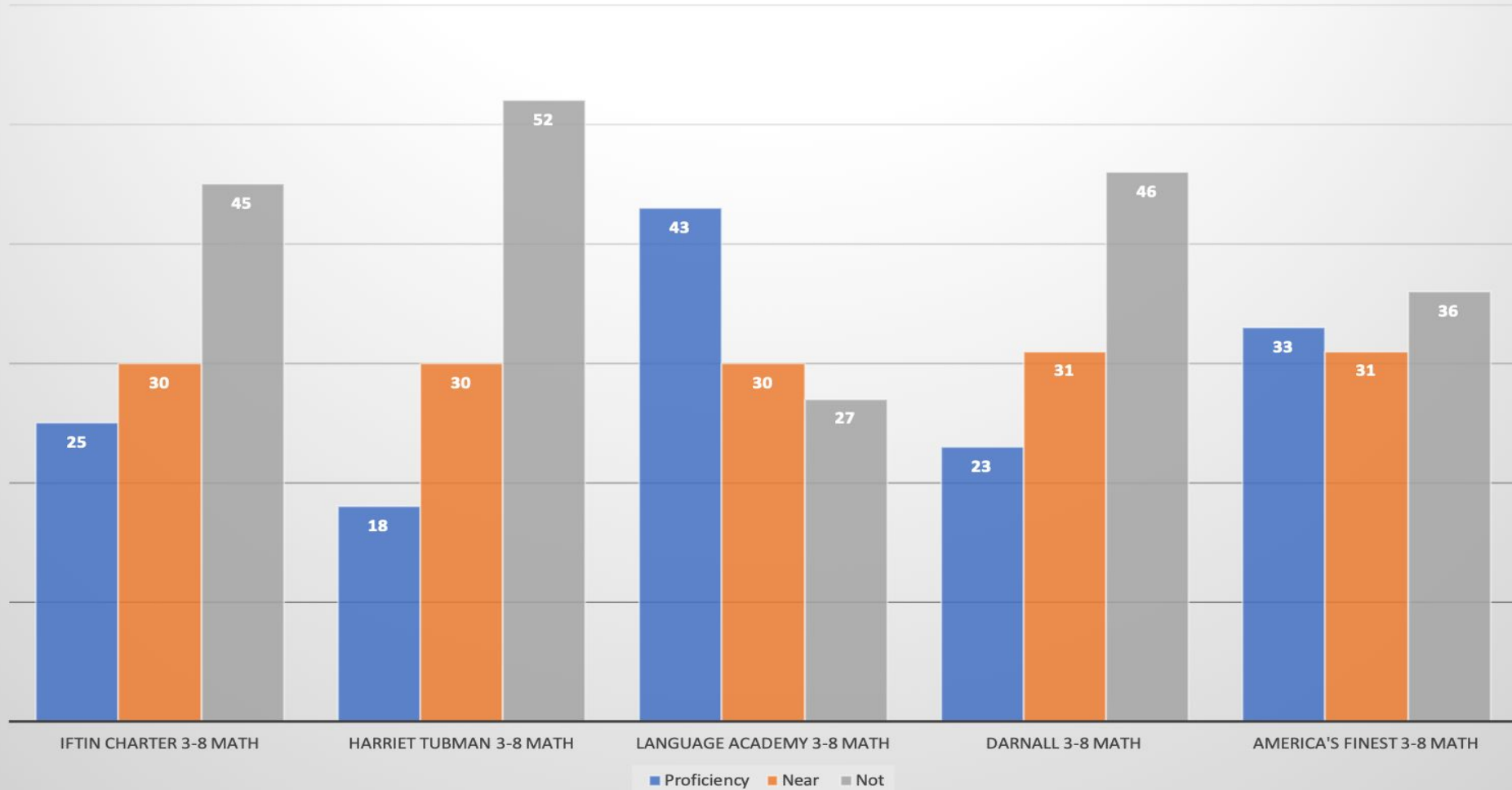
Percent of students within each achievement level



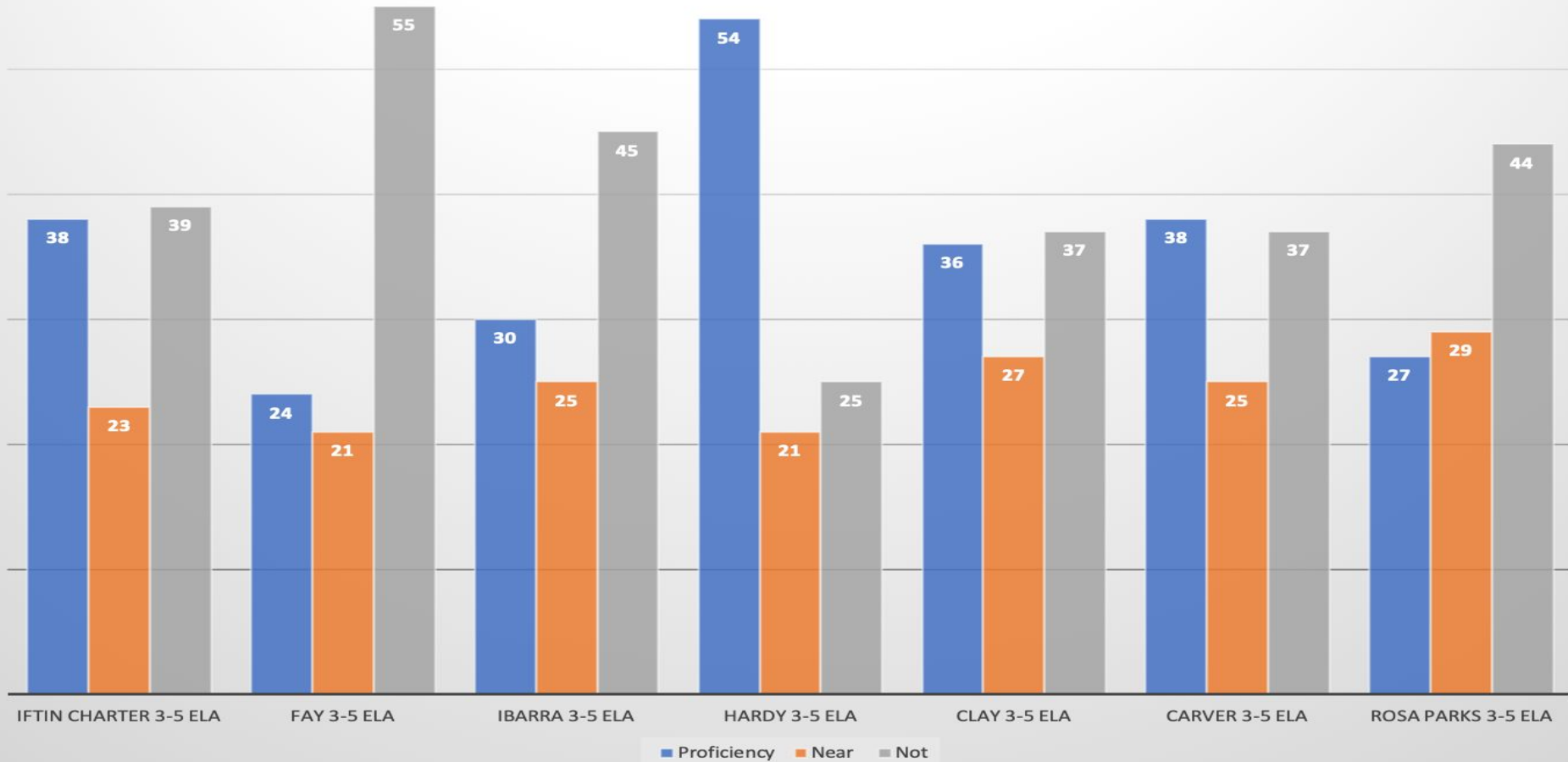
IFTIN Neighboring 3-8 Schools ELA CAASPP Results



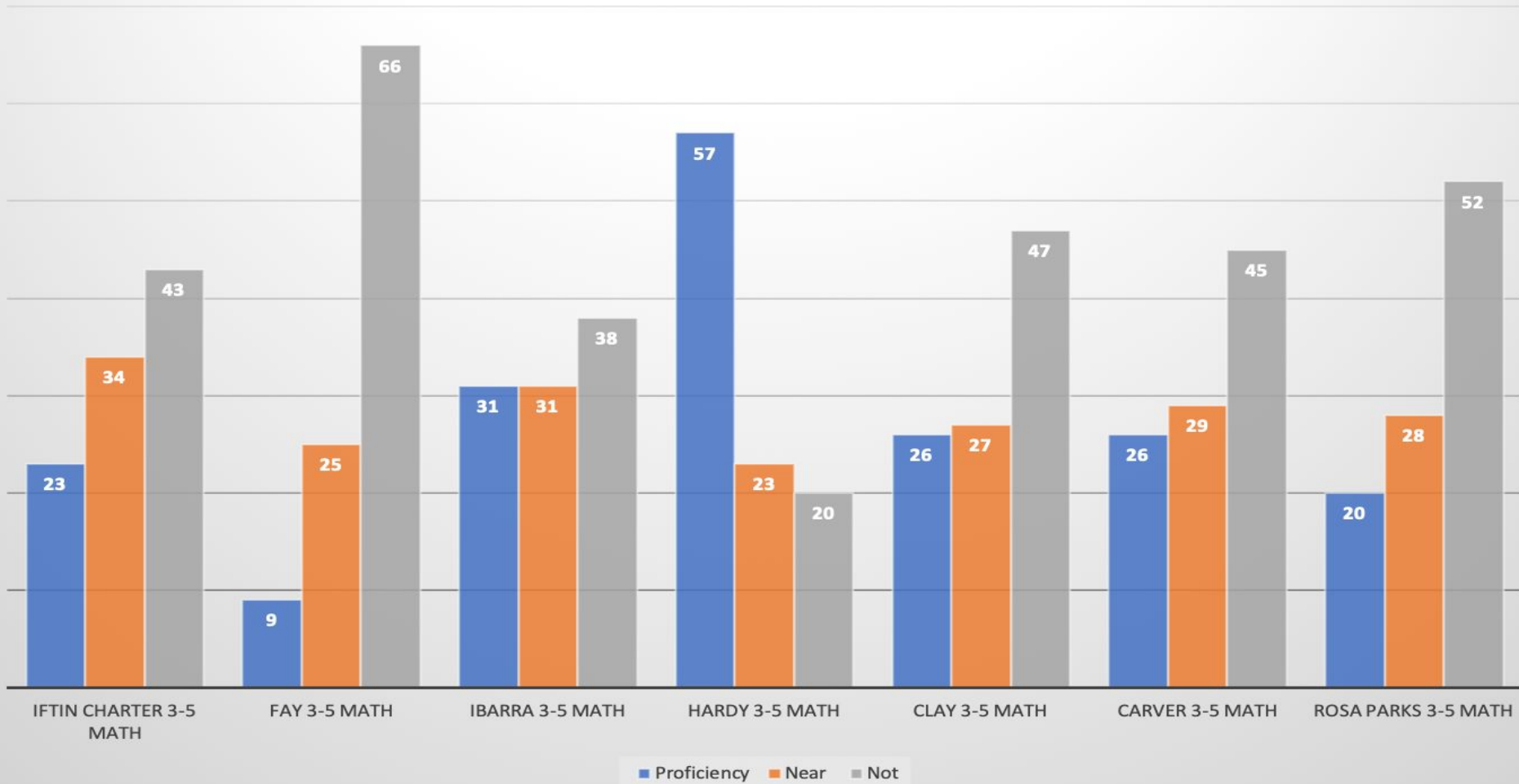
IFTIN Neighboring 3-8 Schools MATH CAASPP Results



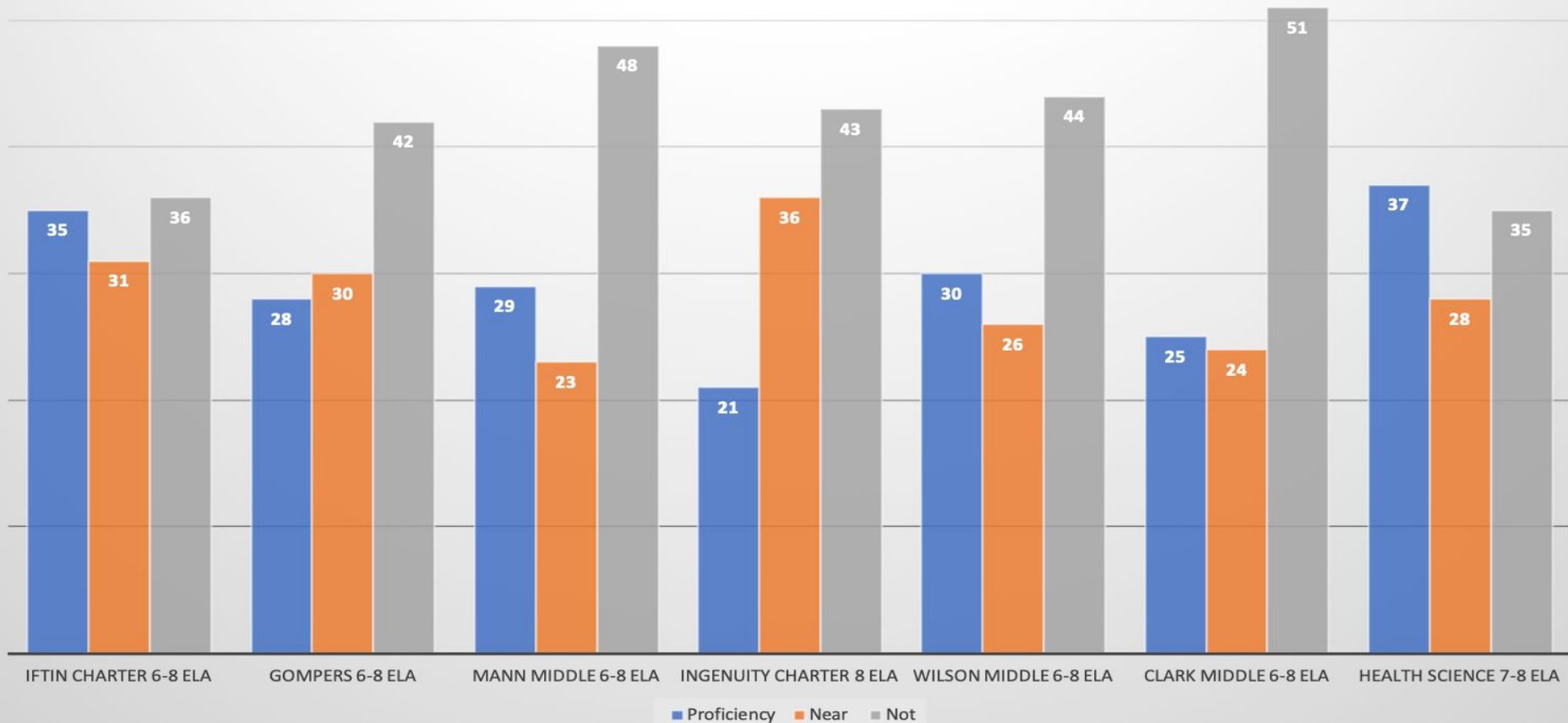
IFTIN Neighboring 3-5 ELA CAASPP Results



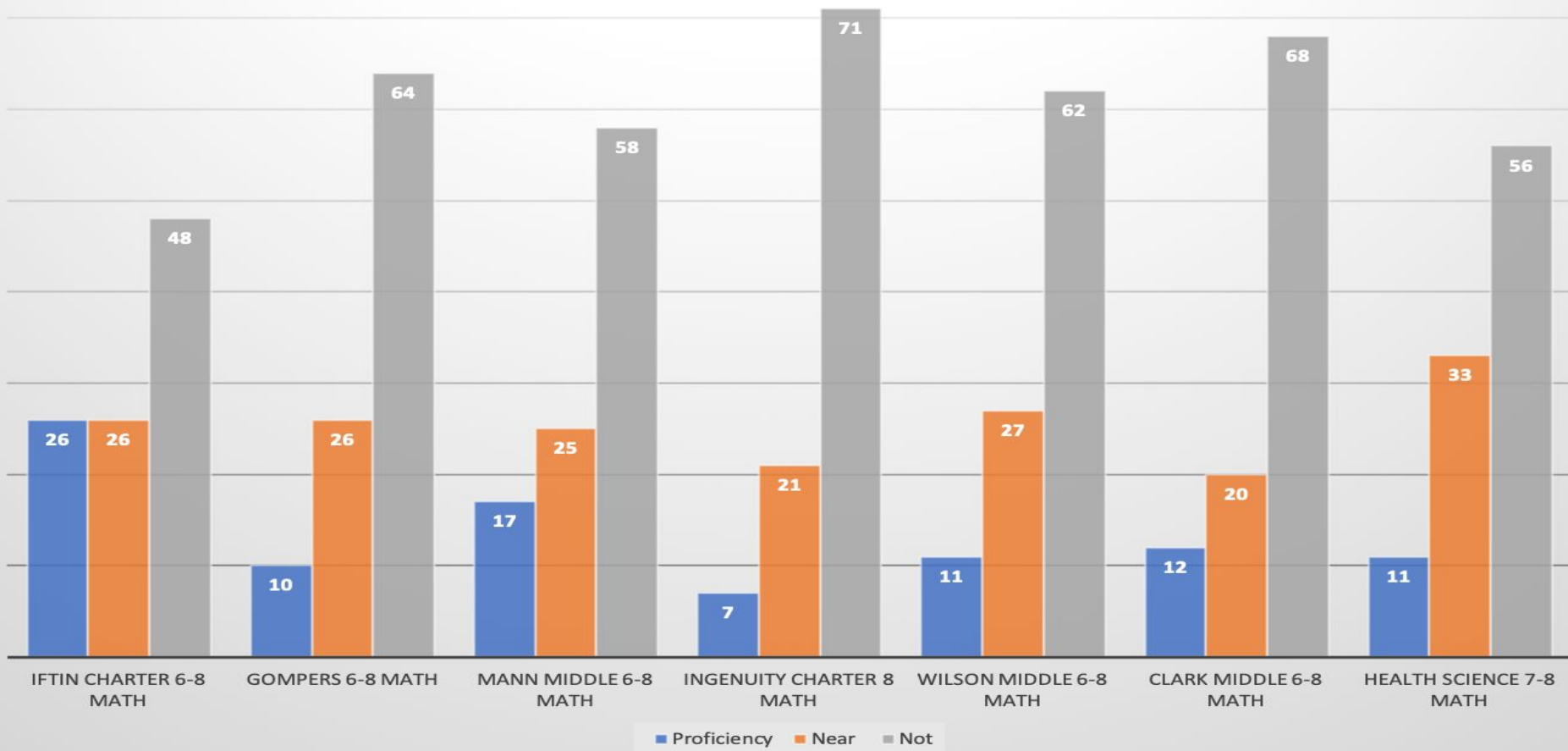
IFTIN Neighboring 3-5 MATH CAASPP Results



IFTIN Neighboring 6-8 ELA CAASPP Results



IFTIN Neighboring 6-8 MATH CAASPP Results



In Conclusion

1. Celebrate our CAASPP Accomplishments.

2. Prioritize and Develop Data-Driven SMART Goals.

3. Utilize the SST Process for Referring Struggling Students

**Thank you for your attention and the time of volunteering
your leadership and expertise for IFTIN students!**